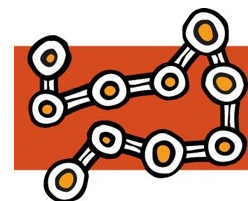




APY

ANNUAL REPORT

2022



Introduction

Anangu Pitjantjatjara Yankunytjatjara holds the freehold title to the APY Lands, on behalf of the Pitjantjatjara Yankunytjatjara Anangu of South Australia. The rights of Anangu are within and delivered through the Anangu Pitjantjatjara Yankunytjatjara Land Rights Act 1981 (SA).

The Anangu Pitjantjatjara Yankunytjatjara Lands occupy 103,000 square kilometres in the north-west corner of South Australia. The most prominent features on the Anangu Pitjantjatjara Yankunytjatjara Lands are the Tomkinson, Mann, Musgrave and Everard ranges as they rise from the desert lands to fill the wide expanse. The APY communities are located at the base both in and around these ranges.

All decisions relating to development, use, access and management of these lands are made at the Anangu Pitjantjatjara Yankunytjatjara General Meetings in conjunction with the Anangu Pitjantjatjara Yankunytjatjara Executive Board of Management.

Contents

Introduction	2
APY Chairperson's Report	4
Director of Administration's Report	5
General Manager's Report	6
APY Vision	7
Our Purpose	8
The Executive Board	9
APY Executive Board Members	9
Governance and Meetings	9
APY 2020-21 Highlights	11
Annual General Meeting	12
Consultation, Land & Heritage Unit	13
Pastoral Unit	13
Information Technology Unit	13
Community Council Leases	13
APY Vehicle Fleet	14
APY Administration	14
APY Office Manager	14
Land Management	15
Training Delivered 2021-22	15
Country Fire Service	16
Ara Irititja	17
Solar & Energy Storage System	18
Satellite	19
COVID-19	20
Kanyini	21
Kuarna Leaders Meeting	22
40 Year Anniversary	23
Social Media	24
APY Financial Report	27
Acknowledgements	51





APY Chairperson's Report

2022

It has been a privilege to continue in the role of APY Chairperson for the past year. Despite the many challenging and demanding times, it has been an honour to be working with and supporting Anangu.

Under my leadership as the Chairperson during 2021-22, the APY Executive Board has met 14 times and continued to work through highly complex business matters for the benefit of all Anangu.

I would like to thank and acknowledge all stakeholders, community stores management and community leaders for the great efforts they have put in on the Lands for Anangu.

I also take this opportunity to acknowledge the work of APY's general manager, director and senior management and staff during 2021-22.

I am really pleased that APY continues to have sound financial management and good practices, resulting in APY attaining an unqualified audit for the sixth consecutive year.

I thank you all for your strong support during the past year.

I look forward to the year ahead as we have many exciting opportunities and developments to be achieved.

Mr Bernard Singer
Chairperson APY



Mr Bernard Singer
Chairperson APY

APY Director of Administration's Report

2022

APY has continued to go from strength to strength during the past financial year. APY's financial accountability and governance remains a standout as we continue to receive unqualified audits.

APY has been a part of planning and leadership established to monitor COVID-19 as the virus continues to threaten APY communities as its variants continue to impact the world. In the face of COVID-19 disruptions, pressures and lockdowns, APY administration and operational teams have worked hard to build a solid foundation and this has been part of the secret to our overall success. Throughout 2021-22 APY has been lobbying the Government to seal roads from Watinuma to Fregon.

APY has for the sixth consecutive year received an unqualified audit. The past financial year was especially pleasing as the audit showed a growth in income, assets and programs being delivered. This result clearly shows that the solid work around governance, staff training and management of financial systems are paying off in long lasting and positive ways.

Accountable and transparent financial systems and good management makes this possible. I would like to acknowledge Araluen Taxation Services for its excellent and culturally competent work.



Mr Rex Tjami
APY Director of Administration

I have been working closely with the general manager, manager stakeholder engagement, office manager and all APY employees to ensure that decision making across the APY Lands has been culturally competent and well targeted during 2021-22.

As a key statutory officer working between two cultures, I am involved in all aspects of program delivery to ensure APY is protecting the APY Lands for all Anangu Tjuta. I provide information to assist field work at consultation meetings and clearances as an advisor and a Traditional Owner, and I am proud of the work that has been undertaken. I am pleased to present the Anangu Pitjantjatjara Yankunytjatjara (APY) Annual Report for 2021-22.

– Mr Rex Tjami
APY Director of Administration

APY General Manager's Report

2022

The General Manager is responsible for the implementation of the APY Land Rights Act.

The past 12 months has been challenging as the world gets used to living with COVID-19. It is a testament to APY administration that APY has been able to largely protect Anangu from this deadly disease.

APY is preparing to continue to focus on infrastructure development across the APY Lands. This infrastructure will help us to achieve the goals outlined in our new strategic plan and strengthen ties to the APY community councils as they deliver services to Anangu through the use of newly available information technology.

KPMG has conducted an annual audit and I am pleased to report that APY has yet again secured an unqualified audit for 2021-2022.

This is APY's sixth consecutive unqualified audit, and the organisation continues to refine its processes for accountability and transparency in financial management. Financial management is the cornerstone of good governance and will set a solid foundation for APY as we become an industry standout across Aboriginal organisations under my leadership. The 2021-2022 audit shows a growth in funding, assets and programs as we go from strength to strength.



Mr Richard King
General Manager APY Lands

I would like to make a special mention of our leadership team and managers who are at the forefront of our success. There is still much to be done on the APY Lands and it will require focus and commitment from our leadership and Executive Board to build on what has already been achieved in order to secure a better future for all Anangu. The newly elected Executive Board will have to work closely with our dedicated administration team if this success is to continue to deliver services required to manage the APY Lands on behalf of all Anangu.

– Mr Richard King
General Manager APY Lands

APY Vision

**A Visionary Organisation Facilitating Anangu
Leadership to Build Economic Prosperity
Through Culture and Community Engagement**



Our Purpose



To provide a service of excellence in all aspects of management, self-determination and self-reliance as determined by all Anangu, speaking through one voice together.



To implement the provisions of the APY Lands Rights Act 1981 to achieve the full intent.



Facilitating and assisting the cultural, economic development, social and environmental aspirations of Anangu.



Supporting the advancement of Anangu in employment, education and business opportunities.



Working with our Stakeholders to increase Anangu economic opportunities to build their employability and leadership capacity.



Building a framework between APY and community councils to strengthen community leadership and community council sustainability through the APY Land Rights Act.

[CLICK HERE](#) To view our full APY Strategic plan 2021-2025



APY Executive Board

The Executive Board of Anangu Pitjantjatjara Yankunytjatjara consists of 14 members elected from 7 electorates established by amendments to the Anangu Pitjantjatjara Yankunytjatjara Land Rights Act 2017. They are elected pursuant to Section 9 of the Act and hold meetings in accordance with Section 10 of the Act.

The Executive Board must hold its meetings at least once in every two months.

The Executive Board is the governing body of Anangu Pitjantjatjara Yankunytjatjara and is responsible for carrying out the day-to-day business of the organisation.

The Executive Board must endeavour to advance the interests of Anangu at all times and must comply with a resolution made at an Annual or Special General Meeting. An act of the Executive is binding on Anangu Pitjantjatjara Yankunytjatjara.

APY EXECUTIVE BOARD MEMBERS 2021-22

Every three years the APY Executive Board elections are held to elect members to the Board.

The 2021 periodic elections were initially scheduled to occur in 2020, but were postponed due to the COVID-19 pandemic.

Voting took place on 4 August 2021 at a range of locations across the APY Lands, Adelaide, Port Augusta and Alice Springs.

Following the elections, APY welcomed three new Executive Board members: Tony Yaluritja Paddy, Rita Rolley and Trevor Adamson.

These new members have worked with the returned Board members on ensuring the continuation of good governance and implementing the APY Strategic Plan 2021-2025.

No eligible nominations were received to fill the position of the female member for Iwantja, Amuruna, Railway Bore, Witjintitja and Wallatinna, vacated by Ebony De Rose. A new election for that position will be organised by the Electoral Commission of South Australia.

GOVERNANCE AND MEETINGS

The main focus during 2021-22 has been to manage the affairs of APY and support the executive and ongoing engagement and communication with all stakeholders.

Two Annual General Meetings were held on 24 November 2021 and 28 June 2022.

The Executive Board met 14 times during 2021-22 and made 136 resolutions.

APY Executive Board



Pipalyatjara/Kalka
Richard Kanari
Board Member until
August 2021



Pipalyatjara/Kalka
Tony Yaluritja Paddy



Pipalyatjara/Kalka
Yangi-Yangi Fox



Kanpi, Nyapari, Angutja & Watarru
Anton Witurpa Baker



Kanpi, Nyapari, Angatja & Watarru
Marita Emily Baker



Amata & Tjurma
Owen Burton



Amata & Tjurma
Tjutjana Burton



Kaltjiti, Irintata & Watinuma
Murray George



Kaltjiti, Irintata & Watinuma
Nyukana Norris
Board Member until
August 2021



Kaltjiti, Irintata & Watinuma
Rita Rolley



**Pukatja, Yunyarinyi,
Anilalya & Turkey Bore:**
Gary Lewis



**Pukatja, Yunyarinyi,
Anilalya & Turkey Bore:**
Trevor Y Adamson



**Pukatja, Yunyarinyi,
Anilalya & Turkey Bore:**
Makinti Minutjukur



Mimili
Willy Pompey
Vice Chairperson



Mimili
Julianne Campbell



**Iwantja, Amuruna, Railway
Bore, Witjinitija & Wallatina**
Bernard Singer

APY 2021-22 Highlights

There were 22 funded projects during the 2021-22 financial year that involved engagement and partnership with a range of stakeholders.

Projects included Warru translocation (Alinytjara Wilurara Landscape Board); ranger training (National Indigenous Australians Agency); road works (Department for Infrastructure and Transport); and firebreak training and monitoring (SA Country Fire Service).

Training was provided to staff in First Aid and responsible driving.

On 19 October 2021 in Umuwa, members of the APY Executive Board completed governance training to help them better understand and execute their roles and responsibilities.

The training about governance models, frameworks, systems and tools aims to help new and returning board members to govern more effectively. The training was facilitated by Mike Fordham and Tim Brown from the Office of the Registrar of Indigenous Corporations (ORIC).

Governance training was required under the APY Act within three months of a new board being appointed.

Much of the training was delivered in language, allowing board members to lead the discussion at various stages



and talk about issues important to their communities.

There were 4031 entry permits for the APY Lands processed during 2021-22, with changes to entry requirements and restrictions due to COVID-19. The categories and number of permits processed during 2021-22 were as follows:

Contractor Permit Applications	3852
Employee Permit Applications	243
Visitor Permit Applications	221
Government Applications	97
Media Permit Applications	14
Notifications	990
Total	4031

During 2021-22, APY employed 106 staff, of which 84 were Anangu.



ANNUAL GENERAL MEETING

An Annual General Meeting was held on 28 June 2022 at Umuwa.

Members of the Executive Board meeting on the Lands with South Australian Premier Peter Malinauskas and Minister for Aboriginal Affairs Kyam Maher:

On 31 August 2021, APY Administration and Management, the APY Director and the APY General Manager welcomed the newly elected APY Executive Board of Management who held their first Board meeting, where they elected Bernard Singer as Chairperson and Owen Burton as Vice Chairperson.





CONSULTATION, LAND & HERITAGE UNIT

The Consultation, Land and Heritage Unit (CLHU) operations are directed by the Anangu Pitjantjatjara Yankunytjatjara Land Rights Act of 1981 (SA) (Amended Oct 2005). The primary function of the unit is to carry out consultation and reporting as per part 2, sections 6 and 7 of the Act. The unit was previously known as the Anthropology Unit.

In the 2021-22 period, 37 heritage clearances were undertaken and 214 meetings with Traditional Owners took place. Overall, more than 1,074 hours of consultations took place with more than 146 people.

PASTORAL UNIT

The Pastoral Unit has continued during 2021-22 to maintain its commitment to building a solid pastoral business, with support from a range of stakeholders, so that APY can create an economic future for Anangu through sustainable management of pastoral and APY land.

The 2021-22 financial year started with 3,815 head of livestock and ended with 4,546 head. Around 3,450 feral animals were removed from the Lands in the 2021-22 period. There were four grazing agreements in place during the year.

INFORMATION TECHNOLOGY UNIT

The Information Technology unit provides local and remote support to all APY staff and the ongoing maintenance/management of all digital, voice and data systems for the APY Lands. During the past 12 months, further upgrades to site infrastructure and bandwidth were completed, along with migration of all site data to the new APY AZURE Microsoft 365 cloud tenancy. New CCTV systems were installed at Umuwa. The IT systems have been fully upgraded to a current standards enterprise network able to function and collaborate from anywhere with an internet connection that is secure, remotely backed up and maintained, and supported through its various vendors.

COMMUNITY COUNCIL LEASES

APY held five community council leasing meetings during 2021-22 at Indulkana, Mimili, Amata, Pipalyatjara and Kalka about the leasing strategic plan and how funding would be raised and allocated to each community once APY Executive Board approval was granted.

As at 30 June 2022, APY has 10 leases in place and 13 in progress.

APY VEHICLE FLEET

The APY vehicle fleet has 24 vehicles, consisting of Toyota Landcruiser 70 and 200 Series and Hino Trucks. APY vehicles are as close to fit for purpose as possible, with extensive fit-outs such as heavy-duty suspensions, trays, mats, spotlights, safety equipment and accessories such as 12 volt plugs for fridges that assist staff in keeping food cool for their travels out on the Lands.



APY staff are diligent in ensuring the maintenance on each of the vehicles is in order and that they are regularly inspected for safety.

Fleet Type:

- 2 x Toyota Landcruiser GXL 200 Series
- 1 x Toyota Landcruiser GX 200 Series
- 1 x Hino Truck
- 20 x Toyota Landcruiser 70 Series

APY ADMINISTRATION

APY Administration has been working alongside Centralian Records Management during 2021-22 to ensure a robust, secure archiving space and will continue to develop and train in the APY filing system.

APY OFFICE MANAGER

The APY Office Manager provides support to supervisors, and manages and co-ordinates a variety of functions including human resources, accounts, records management, asset management, permits, policy development, procedure reviews, electronic forms, meetings, accommodation and travel bookings, staff housing, maintenance, cleaning and reception.





LAND MANAGEMENT

Land Management (LM) supports the APY Executive Board to create economic opportunities for Anangu, increasing job opportunities and keeping culture alive. During the past 12 months, LM engaged with 25 Traditional Owners. In partnership with MoneyMob, LM started the development of an Anangu Feral Animal Control Business, and began discussions with two other possible Anangu Land Management/Pastoral support businesses. During the 2021-22 period, LM worked on the following projects:

- Working on Country - Warru Recovery Program – funded by National Indigenous Australians Agency (NIAA)
- Working on Country - Ranger Training Program – NIAA funded
- APY Indigenous Protected Area Program - NIAA funded
- Warru Translocation Project - NLP start up funded through AW Landscape Board
- Established four Indigenous Protected Areas (IPA) Steering Committees
- Three IPA plans in draft form
- Seven-year Warru Program contract with NIAA, developed and signed
- Supported the 2-way Science Program with Kenmore and Pipalyatjara schools.

TRAINING DELIVERED 2021-22

COURSE NAME	NO OF PEOPLE	PROVIDER
TLIC2025 Operate 4 WD Course	16	NT Safe
Safe Environments for Children and Young People	18	TAFE SA
White card training	1	TAFE SA
Basic Fire Suppression - Pukatja and Pipalyatjara	16	CFS
First Aid	1	Interstate provider
FSKLRG004 Use short and simple strategies for work related training	4	TAFE Pukatja

Non-Accredited Training

Empowered Leadership training	2	Three started with two completing the course and one deferring
Rare Flora Survey – ASB	22	Ellen Ryan Colton Wattleseed Ecology
Biological Survey – Walalkara	12	Peter Canty Wattleseed Ecology
Bird survey	2	Luke Ireland Wattleseed Ecology
2 Way science	5	Kenmore Park School
Scat Plot Training	7	John Reid, Ecological Horizons
Mimili Trapping Event Training	10	APY Coordinators/ Ecologist



ABOVE: (L-R): Tim Copper, Keeden Dobozy, Lisa Phillips, Tanisha Fox, Marleen Burton, Jasmin Nelson, Nugget Ngatai, Justine Nelson, Suzanne Burton, Cyril McKenzie, Junior Miller, Jarred Pruis, Rosco Haustorfer. Photos, via Kalka/Pipalyatjara IPA co-ordinator Lisa Phillips.

COUNTRY FIRE SERVICE

The South Australian Country Fire Service (CFS) continues to work with APY Land Management across the APY Lands to create a greater level of fire safety throughout the region.

In May 2022, time was spent in the northwestern corner of the Lands with

Ranger groups from Kalka-Pipalyatjara IPA.

Activities included implementing hazard reduction burns around Puda Puda to lower the fuel load to create a bushfire safety zone.

Tanish Fox and Justine Nelson were among those who completed the CFS volunteer training.





ARA IRITIJA

At the request of Anangu, the Ara Irititja project commenced in 1994. It was first administered by the Pitjantjatjara Council with support from Anangu Pitjantjatjara (now APY) and Anangu Education Services. It is an award-winning project that has continued to be guided by Anangu since that time and has become one of the longest lasting and largest Indigenous community digital archives in the world.

The Ara Irititja team have worked together, from their respective offices in Alice Springs and Adelaide and carried out field work in the APY Lands in SA as well as in WA and NT. Linda Rive is based in Alice Springs and is the interpreter, language recorder and translator. John Dallwitz is

the Ara Irititja project coordinator and manages the immense archival collection housed at the South Australian Museum. Dora Dallwitz is the project's digital archivist and app designer.

The Ara Irititja Bilingual Resources Project was instigated and funded by the Uluru - Kata Tjuta Traditional Owners with support from the Central Land Council Community Development program.

The project has recorded more than 300 stories in language and these have been transcribed, translated and edited into texts for a bilingual educational app Ara Winki. The finished set will include approximately 360 bilingual stories.

The app is accompanied by a series of colourful books, illustrated from the Ara



Irititja archive collection. They have been printed and distributed to Anangu schools in the NT and SA. Support for the printing and distribution in SA was provided by the SA Department for Education Languages Team. The project is also supported by the University of Melbourne.

A project, Anangu Voices, is recording, transcribing and translating stories of importance to Anangu, in their own words. The book and app will empower Anangu and educate broader Australian and international audiences with Anangu voices.

In addition to such individual projects, Ara Irititja has continued with its core work, responding to the archival needs of Anangu.





SOLAR & ENERGY STORAGE SYSTEM

In April 2022, APY announced the planned construction of a new solar and energy storage system to help reduce carbon emissions and ensure delivery of efficient power to Anangu across the Lands.

The new system has been approved by the APY Executive Board to supplement the power needs of the Central Power House in Umuwa.

Average daily sunshine in the APY Lands varies from 10.5 hours in January to 8.5 hours in July. Further solar storage systems are planned for Pipalyatjara and Kalka.

During the past six years, APY has worked closely with stakeholders to build stronger and more stable power networks across the Lands. Despite some major weather events, the power network has performed fairly well with few stoppages.

The APY Executive Board has approved installation of smart meters to enable better control over the network and to manage power loads at peak times. This will create significant savings over time and reduce the costs to the end users as APY moves to a user-pays system.


SATELLITE

APY has worked for many years to improve the lives of Anangu and provide those who live in remote communities as many opportunities as possible.

A key part of the work that has been co-ordinated by APY Lands General Manager Richard King is to partner with stakeholders such as the Australian Government and Telstra to improve mobile phone and internet connectivity.

Whilst there have been vast improvements in access to technology and mobile coverage in some parts of the Lands, where it has made a huge difference to the daily lives of residents, there remain pockets where coverage needs to be improved.

After much lobbying and activity behind the scenes, APY announced in March 2022 that it was set to receive more life-changing technology with Telstra's innovative 4G Satellite Small Cells to be commissioned at Kenmore, Nyapari, Murputja, Kalka, Kanpi and Watinuma.





COVID-19

During the 2021-22 period, APY worked closely with its stakeholders to address a range of issues stemming from COVID-19.


APY's General Manager Richard King led the response and APY was able to protect its vulnerable communities through good co-ordination and shared responsibility.

APY worked with The Purple House to secure rapid antigen test (RAT) kits to further protect vulnerable Anangu across the Lands. In March 2022, APY took ownership of 20,000 RAT kits for use on the APY Lands on behalf of its stakeholders. These test kits enabled critical staff to monitor their COVID-safe status while they work and assist in a joint effort to return the APY Lands to business as usual.

Traces of COVID-19 were detected in wastewater in the APY Lands on 12 December 2021 during routine testing by SA Health. The affected communities were Indulkana and Pipalyatjara. In response, specialist teams from SA Health and SA Police quickly mobilised with support of RASAC and APY on 13 December 2021.

Those in the affected communities were tested for COVID-19 and all results were negative. The traces of COVID-19 in the wastewater cleared up.

Among those who led the response was APY Executive Board chairperson Bernard Singer.



KANYINI

In November 2021, APY Lands representatives worked with designers from Toolbox Graphic Design and students from Findon High School at a logo design workshop for Australia's first state satellite.

APY Lands General Manager Richard King and APY Executive Board chairperson Bernard Singer gave a presentation at Findon High School as part of a workshop to design a logo for 'Kanyini' before it is launched into low-Earth orbit.

Fifty-seven primary and secondary schools from across regional and metropolitan South Australia answered the challenge to name the SASAT1 Space Services Mission satellite.

The winning name – Kanyini – was submitted by Year 11 students from Findon High School's Reconciliation Action Plan group.

Kanyini is a Pitjantjatjara word that describes the principle of responsibility and unconditional love for all of creation.

The satellite will be designed, built and tested in South Australia by local company Inovor Technologies, while Adelaide headquartered company Myriota will provide Internet of Things (IoT) services for the mission, collecting the data and returning it to Earth. The SmartSat Cooperative Research Centre (CRC) is leading the mission as well as application prototyping.

The satellite will provide vital data for every day South Australians, such as assisting farmers to monitor water levels and more accurately predict future crop yields, or offering emergency services personnel greater oversight to monitor, manage and even mitigate emergencies like bushfires.



KAURNA LEADERS MEETING

In October 2021, APY Executive Board chair Bernard Singer and APY director Rex Tjami met with Kurna leaders in Adelaide to help support those from remote communities who had gone to the city. They featured in an article in The Advertiser newspaper.



WARRU RANGERS

In August 2021, APY secured much-needed funding to ensure the vital work of its Warru Kaninytjaku APY Rangers could continue for at least the next seven years.

Almost \$8.3 million in federal funding was awarded to APY to extend the successful Warru Rangers program.

The Warru Rangers work in two teams on the APY Lands in South Australia - the Musgrave Ranges in the northeast and the Tomkinson Ranges in the northwest. The teams are focused on the threatened and culturally significant warru, the black-footed rock-wallaby, and the surrounding ecological communities and habitats.

Anangu elders, scientists and Warru Ranger teams have undertaken surveys to find remaining warru colonies and have fitted many of the animals with radio trackers to monitor their movements and feeding habits. The rangers also control predators such as feral cats and foxes to assist in the survival of the warru.

The Musgrave Ranges team also manages a large predator proof enclosure built to ensure the survival of the local population and to provide a safe area for the reintroduction of warru bred at Monarto Zoo near Adelaide.

40 YEAR ANNIVERSARY


On 2 October 2021, APY staff joined with Traditional Owners to acknowledge the 40th anniversary of the groundbreaking Anangu Pitjantjatjara Yankunytjatjara Land Rights Act. The Pitjantjatjara Land Rights Act 1981 (SA) remains unprecedented in Australian land rights history in that it granted inalienable freehold title to its traditional Aboriginal owners.

It did this by creating Anangu Pitjantjatjara (renamed Anangu Pitjantjatjara Yankunytjatjara in 2005) as a statutory authority in which title of the land in the far north west of South Australia is vested.

Anangu Pitjantjatjara Yankunytjatjara's members are the traditional owners who determine, collectively, how the land is to be managed.

The Pitjantjatjara Lands Rights Act came into operation on 2 October 1981 and the law acknowledges Anangu ownership over an area of more than 102,000 square kilometres.





Social Media



FACEBOOK

During 2021-22 there was a steady increase in the number of people who followed APY's Facebook page. An analysis shows APY had 7001 followers and 93.3 per cent of those were from Australia. A breakdown of follower demographics by gender shows that 69.1 per cent of APY's Facebook audience were women and 30.9 per cent were men.

FACEBOOK
PAGE REACH
62,612

▲ 112.8%

FACEBOOK
PAGE VISITS
15,534

▲ 260.8%

FACEBOOK
PAGE NEW LIKES
671
▲ 75.2%



APY TWITTER ACCOUNT @APY_Lands

IN 2021-22
THERE WERE

104
TWEETS

THE TOP TWEET
EARNED

11,971
IMPRESSIONS

Contents



TOP 5 MOST POPULAR APY FACEBOOK PAGE POSTS FOR 2021-22



1



2

1. Pitjantjatjara Artist David Miller's artwork was projected onto the Sydney Opera House earlier this week.


PUBLISHED: 28 January 2022

REACH: 16,615


2. APY Land Management Warru Rangers undertook their annual warru survey.

PUBLISHED: 31 May 2022

REACH: 9,876



5



3. COMMUNITY ANNOUNCEMENT:
Positive COVID-19 cases close APY Lands

PUBLISHED: 6 January 2022

REACH: 9,019

4. Thanks to The Advertiser, SA Weekend Magazine, SANFL for this wonderful report on the power of sport in the APY Lands

PUBLISHED: 3 July 2021

REACH: 8,818



4

5. 40th Anniversary of APY Land Rights Act

PUBLISHED: 2 October 2021

REACH: 6,951



29 September 2021
earned 2,037 impressions

Welcome to the @APY_Lands >> @
kymaher @PMalinauskasMP @alpsa

MOST POPULAR APY TWEETS FOR 2021-22

TOP TWEET:

12 December 2021
earned 11,971 impressions

.#COVID19 has been detected by @
SAHealth in wastewater from the
Indulkana and Pipalyatjara communities
in the @APY_Lands in the last week. This
is a positive wastewater test only, not a
positive case. More testing will be done.

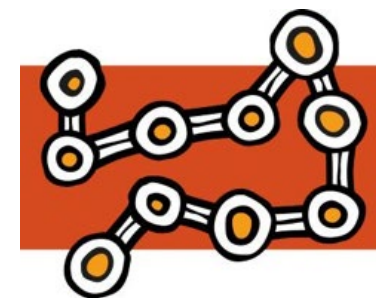
OTHER TOP TWEETS:

1 January 2022
earned 9,533 impressions

The @APY_Lands in South Australia has
been closed due to the increased risks
of #COVID19 with two positive cases
confirmed in Amata. The positive persons
and their close contacts have left the
Lands via @RFDS_CO_EGMMRS and are
isolating as per @SAHealth guidelines.

2 October 2021
earned 4,405 impressions

It is with great pride that we join
with Traditional Owners today and
acknowledge the 40th anniversary of the
groundbreaking Anangu Pitjantjatjara
Yankunytjatjara Land Rights Act @APY_
Lands @marshall_steven



APY

FINANCIAL REPORT

FOR THE YEAR ENDED
30 JUNE 2022

Anangu Pitjantjatjara Yankunytjatjara

Aboriginal Corporation

(ABN 77 261 612 162)

Contents

Executive Board Members' Report	29
Auditor's Independence Declaration	30
Statement of Profit or Loss and Other Comprehensive Income	31
Statement of Financial Position	32
Statement of Changes in Equity	33
Statement of Cash Flows	34
Notes to the Financial Statements	35
Executive Board Members' Declaration	48
Independent Auditor's Report	49



Executive Board Members' Report

The Executive Board Members presents their report together with the financial statements of Anangu Pitjantjatjara

Yankunytjatjara Aboriginal Corporation (the Entity) for the year ended 30 June 2022 and the auditor's report thereon.

1. EXECUTIVE BOARD MEMBERS

The Executive Board Members of the Entity at any time during or since the end of the financial year are:

ROLE	NAME	MOVEMENTS
Chairperson	Bernard Singer	Elected 4 August 2021
Deputy Chairman	Willy Pompey	Elected 4 August 2021
Board members	Anton Baker	Elected 4 August 2021
	Murray George	Elected 4 August 2021
	Richard Kanari	Elected until 4 August 2021
	Marita Baker	Elected 4 August 2021
	Tjutjana Burton	Elected 4 August 2021
	Ebony De Rose	Resigned 14 July 2021
	Makinti Minutjukur	Resigned 6 July 2021
	Owen Burton	Elected 4 August 2021
	Julianne Campbell	Elected 4 August 2021
	Yangi Yangi Fox	Elected 4 August 2021
	Rita Rolley	Elected 4 August 2021
	Trevor Adamson	Elected 4 August 2021
	Tony Paddy	Elected 4 August 2021
	Karina Lester	Elected 15 October 2021
	Sharon Achee	Elected 7 December 2022

2. ENVIRONMENTAL REGULATION

The Entity's operations are not subject to any significant environmental regulations under either Commonwealth or State legislation.

3. PRINCIPAL ACTIVITIES

The principal activities of the Entity during the financial year were to oversee the activities of the various constituent groups serving the needs of the people on the Lands. It also helps shape policies regarding economic and social development.

There were no significant changes in the nature of the activities of the Entity during the year.

4. REVIEW OF OPERATIONS AND RESULTS OF THOSE OPERATIONS

Overview of the Entity

These financial statements are the first general purpose financial statements prepared in accordance with Australian Accounting Standards - Simplified Disclosures. In the prior year, the financial statements were general purpose financial statements prepared in accordance with Australian Accounting Standards - Reduced Disclosure Requirements.

There was no impact on the amounts recognised, measured and classified in the statements of financial position, financial

performance and cash flows of the Entity as a result of the change in basis of preparation.

Operating results

The net results of operations attributable to the Entity's activities was a total profit of \$545,657 (2021: \$2,981,485).

5. TAXATION

No taxation has been paid since incorporation nor is there likely to be any tax payable in respect of the 2022 financial year. The board do not expect the status of the body to change in this regard and accordingly no provision for income tax has been made. The Entity is a non-profit Entity, so accordingly no provision for income tax needs to be made, as the income derived by the Entity is expressly exempt from income tax.

6. EVENTS SUBSEQUENT TO REPORTING DATE

There has not arisen in the interval between the end of the financial year and the date of this report any item, transaction or event of a material and unusual nature unlikely, in the opinion of the executive board members, to affect significantly the operations of the entity, the results of those operations, or the state of affairs of the entity, in future financial years.

7. MEMBERS' BENEFITS

In the opinion of the Executive Board Members Anangu Pitjantjatjara Yankunytjatjara Aboriginal Corporation:

- a) During the year ended 30 June 2022 no:
 - i. Officer of the Entity;
 - ii. Firm of which the officer is a member; or
 - iii. Body corporate in which the officer has a substantial financial interest,

Has received or become entitled to receive a benefit as a result of a contract between the officer, firm or body corporate and the Entity; and

- b) During the year ended 30 June 2022 no officer of the Entity received directly or indirectly from the Entity any payment or other benefit of a pecuniary value, with the exception of those benefits disclosed at Notes 14.

8. AUDITOR'S INDEPENDENCE DECLARATION

The auditor's independence declaration set out on page x and forms part of the Executive Board Members report for the year ended 30 June 2022.

This report is made out in accordance with a resolution of the Executive Board members:



Chairperson



Deputy Chairman

Dated this 22 day of 11 2023



Auditor's Independence Declaration under subdivision 60-C section 60-40 of Australian Charities and Not-for-profits Commission Act 2012

To the Executive Board Members of Anangu Pitjantjatjara Yankunytjatjara
Aboriginal Corporation

I declare that, to the best of my knowledge and belief, in relation to the audit for the financial year ended 30 June 2022 there have been:

- i. no contraventions of the auditor independence requirements as set out in the Australian Charities and Not-for-profits Commission Act 2012 in relation to the audit; and
- ii. no contraventions of any applicable code of professional conduct in relation to the audit.



KPMG



Paul Cenko
Partner

Adelaide
22 November 2023

STATEMENT OF PROFIT OR LOSS AND OTHER COMPREHENSIVE INCOME

For the year ended 30 June 2022

		2022	2021
	NOTE	\$	\$
Revenue	2	7,684,587	8,004,447
Other income	2	481,139	2,450,192
Total revenue		8,165,726	10,454,639
EXPENSES			
Employee benefits expense		(4,136,795)	(4,055,301)
Depreciation and amortisation	3	(576,316)	(646,893)
Repairs and maintenance		(199,069)	(170,532)
Bad debts	3	(131,661)	-
Motor vehicle expenses		(299,177)	(231,747)
Consulting and professional fees		(784,794)	(935,432)
Rental expenses		(61,806)	(52,238)
Administration and management fees		(646,299)	(657,456)
Travel		(85,715)	(62,369)
Permits, licenses and fees		(71,461)	(28,347)
Other expenses		(626,976)	(632,839)
Total expenses		(7,620,069)	(7,473,154)
Results from operating activities		545,657	2,981,485
Other comprehensive income		-	-
Total comprehensive income		545,657	2,981,485

The Notes on pages 35 to 47 are an integral part of these financial statements.

STATEMENT OF FINANCIAL POSITION

as at 30 June 2022

		2022	2021
	NOTE	\$	\$
ASSETS			
CURRENT ASSETS			
Cash and cash equivalents	4	5,402,417	4,247,987
Trade and other receivables	5	558,781	851,456
Total current assets		5,961,198	5,099,443
NON-CURRENT ASSETS			
Property, plant and vehicles	6	3,345,549	2,851,472
Right-of-use assets	7	314,435	480,565
Total non-current assets		3,659,984	3,332,038
Total assets		9,621,182	8,431,481
LIABILITIES			
CURRENT LIABILITIES			
Trade and other payables	8	2,423,419	1,824,769
Provisions	9	555,624	413,089
Lease liabilities	7	196,395	246,484
Other liabilities	10	744,690	672,378
Total current liabilities		3,920,128	3,156,719

		2022	2021
	NOTE	\$	\$
NON-CURRENT LIABILITIES			
Lease liabilities	7	116,985	236,348
Total non-current liabilities		116,985	236,348
Total liabilities		4,037,113	3,393,067
Net Assets		5,584,069	5,038,413

EQUITY

Retained earnings		4,691,384	4,222,750
Reserves	11	892,685	815,663
Total Equity		5,584,069	5,038,413

The Notes on pages 35 to 47 are an integral part of these financial statements.

STATEMENT OF CHANGES IN EQUITY
for the year ended 30 June 2022

	RETAINED EARNINGS	RESERVES	TOTAL
	\$	\$	\$
Balance at 1 July 2020	1,322,272	734,655	2,056,927
COMPREHENSIVE INCOME			
Profit for the year	2,981,485	-	2,981,485
Total comprehensive income	2,981,485	-	2,981,485
Transfer to reserves	(81,008)	81,008	-
Balance at 30 June 2021	4,222,749	815,663	5,038,412
COMPREHENSIVE INCOME			
Profit for the year	545,657	-	545,657
Total comprehensive income	545,657	-	545,657
Transfer to reserves	(77,022)	77,022	-
Balance at 30 June 2022	4,691,384	892,685	5,584,069

The Notes on pages 35 to 47 are an integral part of these financial statements.

STATEMENT OF CASH FLOWS
for the year ended 30 June 2022

	NOTE	2022	2021 RESTATED*
	\$	\$	\$
CASH FLOWS FROM OPERATING ACTIVITIES			
Cash receipts from customers, governments, and other persons		9,648,668	9,098,803
Payments to suppliers and employees		(7,412,035)	(7,259,770)
Net cash from operating activities		2,236,633	1,839,033
CASH FLOWS FROM INVESTING ACTIVITIES			
Interest received		396	30,398
Payments for property, plant and equipment		(799,935)	(706,315)
Net cash from investing activities		(799,539)	(675,917)
CASH FLOWS FROM FINANCING ACTIVITIES			
Loan repayments received (net)		-	-
Lease liability payments		(282,664)	(339,108)
Net cash from financing activities		(282,664)	(339,108)
Net increase in cash and cash equivalents		1,154,430	824,008
Cash and cash equivalents at the beginning of the year		4,247,987	3,423,979
Cash and cash equivalents at the end of the year	4	5,402,417	4,247,987

The Notes on pages 35 to 47 are an integral part of these financial statements.

NOTES TO THE FINANCIAL STATEMENTS

for the year ended 30 June 2022

NOTE 1 ACCOUNTING POLICIES

REPORTING ENTITY

Anangu Pitjantjatjara Yankunytjatjara Aboriginal Corporation is a not-for-profit entity domiciled in Australia ("the Entity"). The address of the Entity's registered office is PMB 227 Umuwa via Alice Springs, NT 0872. The principal activity of the Entity is to oversee the activities of the various constituent groups serving the needs of the people on the Lands. It also helps shape policies regarding economic and social development.

BASIS OF PREPARATION

a) Statement of Compliance

These financial statements are general purpose financial statements for distribution to the members and for the purpose of fulfilling the requirements of the Australian Charities and Not-for-Profit Commission Act 2012 and the Anangu Pitjantjatjara Yankunytjatjara Land Rights Act 1981. They have been prepared in accordance with Australian Accounting Standards - Simplified Disclosures made by the Australian Accounting Standards Board, the Australian Charities and Not-for-Profit Commission Act 2012 and the Anangu Pitjantjatjara Yankunytjatjara Land Rights Act 1981.

In the opinion of the Directors, the Entity is not required to prepare Tier 1 general purpose financial statements as contemplated in AASB 1053 Application of Tiers of Australian Accounting Standards. As a result, the Board have elected to prepare Tier 2 general purpose financial statements in accordance with Australian Accounting Standards - Simplified Disclosure adopted by the Australian Accounting Standards Board (AASB), the Australian Charities and Not-for-Profit Commission Act 2012 and the Anangu Pitjantjatjara Yankunytjatjara Land Rights Act 1981. These financial statements are the first general purpose financial statements prepared in accordance with Australian Accounting Standards - Simplified Disclosures. In the prior year the financial statements were general purpose financial statements prepared in accordance with Australian Accounting Standards - Reduced Disclosure Requirements. There was no impact on the recognition and measurement of amounts recognised in the statements of financial position, profit and loss and other comprehensive income and cash flows of the Entity as a result of the change in the basis of preparation.

These financial statements were authorised for issue by the Executive Board Members

as of the date of the Executive Board Members Declaration.

b) Basis of measurement

The financial statements have been prepared on an accruals basis and are based on historical costs unless otherwise stated in the notes.

c) Functional and presentation currency

These financial statements are presented in Australian dollars, which is the Entity's functional currency.

d) Use of judgements and estimates

In preparing these financial statements, management has made judgements and estimates that affect the application of the Entity's accounting policies and the reported amounts of assets, liabilities, income and expenses. Actual results may differ from these estimates.

Estimates and underlying assumptions are reviewed on an ongoing basis. Revisions to estimates are recognised prospectively.

i. Judgements

Information about judgements made in applying accounting policies that have the most significant effects on the amounts recognised in the financial statements is

included in the following notes:

- The Entity assesses impairment at the end of each reporting period by evaluating conditions and events specific to the Entity that may be indicative of impairment triggers.

SIGNIFICANT ACCOUNTING POLICIES

The Entity has initially adopted the following standard and amendments from 1 July 2021.

- AASB 1060 General Purpose Financial Statements - Simplified Disclosures for For-Profit and Not-for-Profit Tier 2 Entities.

The above standard and amendments did not have any impact on the amounts recognised in prior periods and are not expected to significantly affect the current or future periods.

NOTES TO THE FINANCIAL STATEMENTS

for the year ended 30 June 2022

NOTE 1 ACCOUNTING POLICIES (CONTINUED)

REVENUE

AASB 15 establishes a comprehensive framework for determining whether, how much, and when revenue is recognised. AASB 1058 replaces the income recognition requirements relating to private sector and majority of public sector not-for-profit (NFP) entities in AASB 1004 Contributions. AASB 1058 simplifies the income recognition requirements applicable to NFP entities and is applied in conjunction with AASB 15.

Revenue for mining bond, agistment and other services are recognised over time as the service is provided. Invoices for services are typically issued on a monthly basis.

Grant revenue is recognised when the grant agreement is enforceable and contains sufficiently specific performance obligations. For operating grants revenue is either recognised over time as the work is performed, or recognised at a point in time that the control of the services pass to the grantor/customer. Where the entity has received assets (including cash) to acquire or construct a non-financial asset, the asset is to be controlled by the Service and there is a refund liability if the terms and conditions of the grant are not met then the asset is recognised as a contract

liability on receipt and recorded as revenue as the performance obligation to acquire or construct the asset is completed.

STAFF AND EMPLOYEE ENTITLEMENTS

Liabilities for staff and employee benefits for wages, salaries, and annual leave that are expected to be settled within 12 months of the reporting date represent present obligations resulting from employees' services provided to reporting date and are calculated at discounted amounts based on remuneration wage and salary rates that the Entity expects to pay as at reporting date including related on-costs, such as workers compensation insurance.

The provision for employee entitlements to long service leave approximates the present value of the estimated future cash outflows in connection with employees' service up to balance date including on-costs. The provision includes assumption in relation to the probability of employees reaching pro-rata entitlement.

Staff and employee entitlements expected to be settled within twelve months are classified as current. All other entitlements are classified as non-current.

TRADE AND OTHER PAYABLES

Trade and other payables are stated at cost. Liabilities are recognised for amounts to be paid in the future for goods or services received up to balance date.

TAXATION

The Entity is endorsed as an income tax exempt charitable entity under Subdivision 50-B of the Income Tax Assessment Act 1997. The organisation is registered for and subject to GST regulations. While compliant with FBT obligations, the organisation takes advantage of the salary packaging opportunities available to Public Benevolent Institutions to claim a partial Fringe Benefits Tax exemption.

GOODS AND SERVICES TAX

Revenue, expenses and assets are recognised in the Statement of Profit or Loss and other Comprehensive Income net of the amount of goods and services tax (GST), except where the amount of GST incurred is not recoverable from the taxation authority. In these circumstances, the GST is recognised as part of the cost of acquisition of the asset or as part of the expense.

Receivables and payables are stated

with the amount of GST included. The net amount of GST recoverable from, or payable to, the ATO is included as a current asset or liability in the Statement of Financial Position.

Cash flows are included in the Statement of Cash Flows on a gross basis. The GST components of cash flows arising from investing and financing activities which are recoverable from, or payable to, the ATO are classified as operating cash flows.

NOTES TO THE FINANCIAL STATEMENTS

for the year ended 30 June 2022

NOTE 1 ACCOUNTING POLICIES (CONTINUED)

PROPERTY PLANT & EQUIPMENT

Each class of property, plant and equipment is carried at cost or fair value as indicated, less, where applicable, accumulated depreciation and any impairment losses.

Plant and equipment are measured on the cost basis and are therefore carried at cost less accumulated depreciation and any accumulated impairment losses. In the event the carrying amount of plant and equipment is greater than the estimated recoverable amount, the carrying amount is written down immediately to the estimated recoverable amount and impairment losses are recognised either in profit or loss or as a revaluation decrease if the impairment losses relate to a revalued asset. A formal assessment of recoverable amount is made when impairment indicators are present.

Plant and equipment that have been contributed at no cost, or for nominal cost, are valued and recognised at the fair value of the asset at the date it is acquired.

Depreciation

The depreciable amount of all fixed assets, including buildings and capitalised lease assets, but excluding freehold land, is depreciated on a straight-line

basis over the asset's useful life to the entity commencing from the time the asset is held ready for use. Leasehold improvements are depreciated over the shorter of either the unexpired period of the lease or the estimated useful lives of the improvements.

The depreciation rates used for each class of assets are as follows:

Buildings	5-10%
Plant and equipment	10-20%
Communications equipment	15-20%
Domestic furniture	8%
Motor vehicles	20%
Office Equipment	10-33%

The assets' residual values and useful lives are reviewed, and adjusted if appropriate, at the end of each reporting period.

Gains and losses on disposals are determined by comparing proceeds with the carrying amount. These gains or losses are recognised in profit or loss in the period in which they arise. When revalued

assets are sold, amounts included in the revaluation surplus relating to that asset are transferred to retained earnings.

LEASES

AASB 16 determines that a lease exists if a contract conveys the right to control the use of the identified asset for a period of time in exchange for consideration. In assessing whether a contract conveys a lease, the Entity assessed whether it has:

- the right to obtain substantially all of the economic benefits from use of the identified asset; and
- the right to direct the use of the identified asset.

i. Leased assets

At commencement or on modification of a contract that contains a lease component, the Entity allocates the consideration in the contract to each lease component on the basis of its relative stand-alone prices. However, for the leases of property the Entity has elected not to separate non lease components and account for the lease and non-lease components as a single lease component.

The Entity recognises a right-of-use asset and a lease liability at the commencement date. The right-of-use asset is initially measured at cost, which comprises the initial amount of the lease liability adjusted for any lease payments made at or before the commencement date, plus any initial direct costs incurred and an estimate of costs to dismantle and remove the underlying asset or to restore the underlying asset or the site on which it is located, less any lease incentives received.

The right-of-use asset is subsequently depreciated using the straight-line method from the commencement date to the end of the lease term. In addition, the right-of-use asset is periodically reduced by impairment losses, if any, adjusted for certain measurements of the lease liability.

ii. As a lessee

The lease liability is initially measured at the present value of the lease payments that are not paid at the commencement date, discounted using the interest rate implicit in the lease or, if that rate cannot be readily determined, and the Entity's incremental borrowing rate.

The lease liability is measured at amortised cost using the effective interest method.

NOTES TO THE FINANCIAL STATEMENTS

for the year ended 30 June 2022

NOTE 1 ACCOUNTING POLICIES (CONTINUED)

It is remeasured when there is a change in future lease payments arising from a change in an index or rate, if there is a change in the Entity's estimate of the amount expected to be payable under a residual value guarantee, if the Entity changes its assessment of whether it will exercise a purchase, extension or termination option or if there is a revised in-substance fixed lease payment.

FINANCIAL INSTRUMENTS

The Entity initially recognises financial assets on the trade date at which the Entity becomes a party to the contractual provisions of the instrument.

i. Financial assets measured at amortised cost

Bank bills and term deposits are carried at cost which approximates net fair value. Interest income is brought to account on an accrual's basis. Financial assets have been classified as current to the extent such financial assets are likely to be utilised within twelve months. All other financial assets are classified as non-current.

ii. Financial assets measured at fair value

For investments in equity instruments that are not held for trading, the Entity has elected at initial recognition to present

gains or losses in other comprehensive income. For instruments measured at fair value through other comprehensive income gains or losses are never reclassified to profit or loss and no impairments are recognised in profit or loss. Dividends earned from such investments are recognised in profit or loss unless the dividends clearly represent a repayment for part of the costs of the investment.

PROVISIONS

Provisions are recognised when the entity has a legal or constructive obligation, as a result of past events, for which it is probable that an outflow of economic benefits will result and that outflow can be reliably measured. Provisions recognised represent the best estimate of the amounts required to settle the obligation at the end of the reporting period.

Provision for employee benefits

Provision for employee benefits represents amounts accrued for annual leave and long service leave.

The current portion for this provision includes the total amount accrued for annual leave entitlements and the amounts accrued for long service leave entitlements that have vested due to employees having

completed the required period of service. Based on past experience, the Entity does not expect the full amount of annual leave or long service leave balances classified as current liabilities to be settled within the next 12 months. However, these amounts must be classified as current liabilities since the Entity does not have an unconditional right to defer the settlement of these amounts in the event employees wish to use their leave entitlement.

The non-current portion for this provision includes amounts accrued for long service leave entitlements that have not yet vested in relation to those employees who have not yet completed the required period of service.

CASH AND CASH EQUIVALENTS

Cash and cash equivalents comprise cash balances and call deposits with banks, other short term highly liquid investments with original maturities of three months or less, and bank overdrafts. Bank overdrafts are shown within short-term borrowings in current liabilities on the statement of financial position.

IMPAIRMENT

The carrying amounts of the Entity's assets, other than inventories, are reviewed at each balance sheet date to determine whether there is any indication of impairment. If any such indication exists, the asset's recoverable amount is estimated.

Where the future economic benefits of an asset are not primarily dependent on the asset's ability to generate net cash inflows and where the Entity would, if deprived of the asset, replace its remaining future economic benefits, value in use is determined as the current replacement cost of the asset.

NEW STANDARDS NOT YET ADOPTED

A number of new standards, amendments to standards are effective for annual periods beginning after 1 July 2022 and have not been applied in preparing these financial statements. Management has not assessed the impact of these standards on the Entity and does not plan to early adopt these standards.

NOTES TO THE FINANCIAL STATEMENTS
for the year ended 30 June 2022

NOTE 2 REVENUE

	2022 \$	2021 \$
Revenue from (non-reciprocal) government grants and other grants:		
State/federal government grants	6,966,422	7,251,692
Other revenue:		
Agistment revenue	326,449	294,637
Mining bond revenue	77,022	81,008
Service revenue	19,353	116,905
Anthropology revenue	295,341	260,205
Total revenue	7,684,587	8,004,447
Other income:		
Interest income	396	30,398
Rental income	329,628	319,423
Profit on acquisition of assets	-	1,528,084
Other	151,115	572,287
Total other income	481,139	2,450,192
Total revenue and other income	8,165,726	10,454,639

During the prior year, APY entered into a land sale agreement with Centralian Aboriginal Holdings Pty Limited to purchase the land and building at 3 Wilkinson Street. APY made a profit of \$1,528,084 on the revaluation of land and building from the acquisition.

NOTES TO THE FINANCIAL STATEMENTS

for the year ended 30 June 2022

NOTE 3 EXPENSES

	2022 \$	2021 \$
Contributions to defined contribution superannuation funds	(229,942)	(195,966)
Depreciation and amortisation:		
Land and buildings	(54,429)	(87,260)
Motor vehicles	(24,279)	(38,015)
Furniture and equipment	(109)	(145)
Plant and equipment	(215,230)	(212,158)
Communication equipment	(1,806)	(3,335)
Office equipment	(10,005)	(10,201)
Right-of-use assets	(270,458)	(295,779)
Total depreciation and amortisation	(576,316)	(646,893)
Bad and doubtful debts:	(131,661)	-

NOTE 4 CASH AND CASH EQUIVALENTS

Cash and cash equivalents in the statement of financial position and in the statement of cash flows comprises of below:

	2022 \$	2021 \$
Cash at bank	5,402,417	4,247,987
Total cash and cash equivalents	5,402,417	4,247,987

NOTE 5 TRADE AND OTHER RECEIVABLES

	2022 \$	2021 \$
Trade receivables	472,749	831,377
Other receivables	86,032	20,079
Total trade and other receivables	558,781	851,456

Trade receivables are disclosed net of provision for impairment of \$103,063 (2021: \$23,542)

NOTES TO THE FINANCIAL STATEMENTS
for the year ended 30 June 2022

NOTE 6 PROPERTY, PLANT AND EQUIPMENT

	2022 \$	2021 \$
Land and buildings at cost	5,268,797	4,607,127
Accumulated depreciation - LB	(2,321,295)	(2,266,866)
Net book value land and buildings	2,947,502	2,340,261
Furniture and fittings at cost	1,356	1,357
Accumulated depreciation - FF	(747)	(638)
Net book value furniture and fittings	609	719
Office equipment at cost	97,299	97,299
Accumulated depreciation - OE	(76,319)	(66,314)
Net book value office equipment	20,980	30,985
Vehicles at cost	209,978	209,978
Accumulated depreciation - V	(194,252)	(169,973)
Net book value vehicles	15,726	40,005
Plant and equipment at cost	1,570,815	1,432,549
Accumulated depreciation - PE	(1,210,085)	(994,855)
Net book value plant and equipment	360,730	437,694
Communications at cost	17,912	17,912
Accumulated depreciation - C	(17,910)	(16,104)
Net book value communications	2	1,808
Net book value total property, plant and equipment	3,345,549	2,851,472

NOTES TO THE FINANCIAL STATEMENTS
for the year ended 30 June 2022

NOTE 6 PROPERTY, PLANT AND EQUIPMENT

	Land & buildings	Motor Vehicles	Furniture & equipment	Plant & equipment	Communication equipment	Office equipment	Total
	\$	\$	\$	\$	\$	\$	\$
BALANCE AT 1 JULY 2021	2,340,261	40,007	718	437,694	1,809	30,983	2,851,472
Acquisitions	661,669	-	-	138,266	-	-	799,935
Disposals	-	-	-	-	-	-	-
Depreciation charge for the year	(54,429)	(24,279)	(109)	(215,230)	(1,806)	(10,005)	(305,858)
BALANCE AT 30 JUNE 2022	2,947,501	15,728	609	360,730	3	20,978	3,345,549
BALANCE AT 1 JULY 2020	232,313	78,022	863	566,090	5,144	15,030	897,462
Acquisitions	2,195,208	-	-	83,762	-	26,156	2,305,126
Disposals	-	-	-	-	-	-	-
Depreciation charge for the year	(87,260)	(38,015)	(145)	(212,158)	(3,335)	(10,201)	(351,114)
BALANCE AT 30 JUNE 2021	2,340,261	40,007	718	437,694	1,809	30,985	2,851,474

NOTES TO THE FINANCIAL STATEMENTS

for the year ended 30 June 2022

NOTE 7 LEASES

Leases as lessee

Information about leases for which the Entity is a lessee is presented below.

	2022 \$	2021 \$
Opening balance of ROU	480,565	638,379
Additions to right-of-use assets	104,328	181,320
Termination to right-of-use assets	-	(43,356)
Depreciation charge for the year	(270,458)	(295,778)
Closing balance	314,435	480,565
	2022 \$	2021 \$
CURRENT		
Lease liabilities	196,395	246,484
	196,395	246,484
NON-CURRENT		
Lease liabilities	116,985	236,348
	116,985	236,348

	2022 \$	2021 \$
Lease liabilities recognised on transition to AASB 16	482,832	640,620
Lease recognised during the period	104,327	181,320
Repayment during the period	(273,779)	(339,108)
Balance at end of year	313,380	482,832

NOTES TO THE FINANCIAL STATEMENTS
for the year ended 30 June 2022

NOTE 8 TRADE AND OTHER PAYABLES

	2022	2021
	\$	\$
Trade payables	746,533	851,382
Unexpended grants	1,195,264	736,404
Other current payables	238,393	183,029
Other payables - ATO (net)	243,229	53,954
Total trade and other payables	2,423,419	1,801,557
Financial liabilities at amortised cost classified as trade and other payables		
Total current	2,423,419	1,824,769
Less: Net payable to the ATO	(243,229)	(53,954)
Less: Deferred income	(1,195,264)	(736,404)
Financial liabilities as trade and other payables	984,926	1,034,411

NOTES TO THE FINANCIAL STATEMENTS
for the year ended 30 June 2022

NOTE 9 PROVISIONS

	2022	2021
	\$	\$
Staff and employee benefits provision: annual leave	379,667	280,497
Staff and employee benefits provision: long service leave	175,957	132,592
Total provisions	555,624	413,089

NOTE 10 OTHER LIABILITIES

	2022	2021
	\$	\$
Mining bond deposits	322,295	282,294
Pastoral landowner agistments	422,395	390,084
Total other liabilities	744,690	672,378

NOTE 11 RESERVES

	2022	2021
	\$	\$
PDL infrastructure reserve	892,686	815,663
Total reserves	892,686	815,663

NOTES TO THE FINANCIAL STATEMENTS

for the year ended 30 June 2022

NOTE 12 FINANCIAL INSTRUMENTS

The Entity's financial instruments consist mainly of deposits with banks, local money market instruments, short-term investments, accounts receivable and payable, and leases.

The carrying amounts for each category of financial instruments, measured in accordance with AASB 139: Financial Instruments: Recognition and Measurement as detailed in the accounting policies to these financial statements, are as follows:

	2022 \$	2021 \$
Financial assets		
Cash and cash equivalents	5,402,417	4,247,987
Trade and other receivables	558,781	851,456
Total financial assets	5,961,198	5,099,443
Financial liabilities		
Financial liabilities at amortised cost:		
Trade and other payables	984,926	1,034,411
Lease liability	313,380	482,832
Total financial liabilities	1,298,306	1,517,243

No financial asset has been pledged as security for any financial liability.

NOTE 13 COMMITMENTS

As at 30 June 2022, there existed no commitments for the Entity (2021: \$nil).

NOTE 14 RELATED PARTIES

a) Key management personnel compensation

Key management personnel are defined in AASB 124 Related Party Disclosures as those persons having authority and responsibility for planning, directing, and controlling the activities of the entity, directly or indirectly, including any director (whether Executive or otherwise) of that entity.

The key management personnel compensation included in 'staff and employee expenses' are as follows:

	2022 \$	2021 \$
Total key management personnel compensation	674,908	619,800

b) Other related party transactions

Other related parties include close family members of key management personnel and entities that are controlled or jointly controlled by those key management personnel individually or collectively with their close family members.

Transactions between related parties are on normal commercial terms and conditions no more favourable than those available to other persons unless otherwise stated.

	2022 \$	2021 \$
Loans receivable from Executive Members	3,627	2,654
Loans payable to Executive Members	34,196	-

NOTES TO THE FINANCIAL STATEMENTS

for the year ended 30 June 2022

NOTE 15 CONTINGENCIES

As at the date of signing the financial report the entity had several current matters before the courts which may result in further liabilities to the entity subject to decision(s) reached. An overview of these matters is summarised below:

SA Supreme Court SCCIV 590/2018 Richard King v Ombudsman SA & Anor were proceedings commenced by the General Manager APY on 31/5/2018 to protect APY's information and challenge the jurisdiction of Ombudsman SA in respect to the investigation of APY affairs. Date of judgement 26/6/2019. Costs order against Applicant. APY have received costs claims from the Ombudsman and the Second Respondent to date. The Ombudsman is claiming \$92,300 in costs.

SA Full Court of Appeal 100590 of 2018 Richard King v Ombudsman SA & Anor Notice of Appeal filed 15/9/2019. Date of judgement 15/9/2020. Costs order against Applicant. APY have received costs claims from the Ombudsman and the Second Respondent to date. The Ombudsman is claiming \$49,700 in costs.

SACAT 2023 SA000545 SACAT is a no costs jurisdiction and APY will not incur any other parties legal costs other than its own.

NOTE 16 AUDITORS' REMUNERATION

	2022 \$	2021 \$
Audit and review services		
Audit and review of financial statements	96,000	91,229
Other non-audit services	20,050	15,500
	116,050	106,729

NOTE 17 SUBSEQUENT EVENTS

There has not arisen in the interval between the end of the financial year and the date of this report any item, transaction or event of a material and unusual nature likely, in the opinion of the Executive Board Members, to affect significantly the operations of the Entity, the results of those operations, or the state of affairs of the Entity, in future financial years.

EXECUTIVE BOARD MEMBERS DECLARATION

In accordance with a resolution of the Executive Board members of Anangu Pitjantjatjara Yankunytjatjara Aboriginal Corporation, the Executive Board Members of the Entity declare that.

- a) The Entity is not publicly accountable;
- b) The financial statements and notes, as set out on pages 6 to 23, are in accordance with the Anangu Pitjantjatjara Yankunytjatjara Land Rights Act 1981, and the Australian Charities and Not-for-profits Commission Act 2012, including:
 - 1) Giving a true and fair view of the Entity's financial position as at 30 June 2022 and of its performance and cash flows for the financial year ended on that date; and
 - i1) Complying with Australian Accounting Standards- Simplified Disclosures and the Australian Charities and Not-for-profits Commission Regulation 2013; and
- c) There are reasonable grounds to believe that the entity will be able to pay its debts as and when they become due and payable.

Signed in accordance with a resolution of the Executive Board Members.



Chairperson



Deputy Chairman

Dated this 22 day of 11 2023





INDEPENDENT AUDITOR'S REPORT

To the Members of Anangu Pitjantjatjara Yankunytjatjara Aboriginal Corporation

OPINION

We have audited the **Financial Report**, of Anangu Pitjantjatjara Yankunytjatjara Aboriginal Corporation (the **Corporation**).

In our opinion, the accompanying Financial Report of the Corporation is in accordance with Division 60 of the Australian Charities and Not-for-profits Commission (ACNC) Act 2012, including:

- i. giving a true and fair view of the **Corporation's** financial position as at 30 June 2022, and of its financial performance and its cash flows for the year ended on that date; and
- ii. complying with Australian Accounting Standards – Simplified Disclosures and Division 60 of the Australian Charities and Not-for-profits Commission Regulation 2013.

The **Financial Report** comprises:

- i. Statement of financial position as at 30 June 2022;
- ii. Statement of profit or loss and other comprehensive income, statement of changes in equity, and statement of cash flows for the year then ended.
- iii. Notes including a summary of significant accounting policies; and
- iv. Executive Board Members' Declaration.

BASIS FOR OPINION

We conducted our audit in accordance with Australian Auditing Standards. We believe that the audit evidence we have obtained is sufficient and appropriate to provide a basis for our opinion.

Our responsibilities under those standards are further described in the Auditor's responsibilities for the audit of the Financial Report section of our report.

We are independent of the Group in accordance with the auditor independence requirements of the ACNC Act 2012 and the ethical requirements of the Accounting Professional and Ethical Standards Board's APES 110 Code of Ethics for Professional Accountants (including Independence Standards) (the Code) that are relevant to our audit of the Financial Report in Australia. We have fulfilled our other ethical responsibilities in accordance with the Code.

OTHER INFORMATION

Other Information is financial and non-financial information in Anangu Pitjantjatjara Yankunytjatjara Aboriginal Corporation's annual reporting which is provided in addition to the Financial Report and the Auditor's Report. The Executive Board Members are responsible for the Other Information.

Our opinion on the Financial Report does not cover the Other Information and, accordingly, we do not express any form of assurance conclusion thereon.

In connection with our audit of the Financial Report, our responsibility is to read the Other Information. In doing so, we consider whether the Other Information is materially inconsistent with the Financial Report or our knowledge obtained in the audit, or otherwise appears to be materially misstated.

We are required to report if we conclude that there is a material misstatement of this Other Information and based on the work, we have performed on the Other Information that we obtained prior to the date of this Auditor's Report we have nothing to report.

RESPONSIBILITIES OF THE EXECUTIVE BOARD MEMBERS FOR THE FINANCIAL REPORT

The Executive Board Members are responsible for:

- i. Preparing the Financial Report that gives a true and fair view in accordance with Australian Accounting Standards - Reduced Disclosures Requirements and the ACNC.
- ii. Implementing necessary internal control to enable the preparation of a Financial Report that gives a true and fair view and is free from material misstatement, whether due to fraud or error.
- iii. Assessing the Corporation's ability to continue as a going concern and whether the use of the going concern basis of accounting is appropriate. This includes disclosing, as applicable, matters related to going concern and using the going concern basis of accounting unless they either intend to liquidate the Corporation or to cease operations or have no realistic alternative but to do so.

AUDITOR'S RESPONSIBILITIES FOR THE AUDIT OF THE FINANCIAL REPORT

Our objective is:

- i. to obtain reasonable assurance about whether the Financial Report as a whole is free from material misstatement, whether due to fraud or error; and
- ii. to issue an Auditor's Report that includes our opinion.

Reasonable assurance is a high level of assurance but is not a guarantee that an audit conducted in accordance with Australian Auditing Standards will always detect a material misstatement when it exists.

Misstatements can arise from fraud or error. They are considered material if, individually or in the aggregate, they could reasonably be expected to influence the economic decisions of users taken on the basis of this Financial Report.

As part of an audit in accordance with Australian Auditing Standards, we exercise professional judgement and maintain professional scepticism throughout the audit.

We also:

- i. Identify and assess the risks of material misstatement of the Financial Report, whether due to fraud or error, design and perform audit procedures responsive to those risks, and obtain audit evidence that is sufficient and appropriate to provide a basis for our opinion. The risk of not detecting a material misstatement resulting from fraud is higher than for one resulting from error, as fraud may involve collusion, forgery, intentional omissions, misrepresentations, or the override of internal control.
- ii. Obtain an understanding of internal control relevant to the Audit in order to design audit procedures that are appropriate in the circumstances, but not for the purpose of expressing an opinion on the effectiveness of the registered Corporation's internal control.
- iii. Evaluate the appropriateness of accounting policies used and the reasonableness of accounting estimates and related disclosures made by the Executive Board Members.
- iv. Conclude on the appropriateness of the Executive Board Members' use of the going concern basis of accounting and, based on the audit evidence obtained, whether a material uncertainty exists related to events or conditions that may cast significant doubt on the registered Corporation's ability to continue as a going concern. If we conclude that a material uncertainty exists, we are required to draw attention in our Auditor's Report to the related disclosures in the Financial Report or, if such disclosures are inadequate, to modify our opinion. Our conclusions are based on the audit evidence obtained up to the date of our Auditor's Report. However, future events or conditions may cause the Corporation to cease to continue as a going concern; and
- v. Evaluate the overall presentation, structure, and content of the Financial Report, including the disclosures, and whether the Financial Report represents the underlying transactions and events in a manner that achieves fair presentation.

We communicate with the Executive Board Members of the Corporation regarding, among other matters, the planned scope and timing of the audit and significant audit findings, including any significant deficiencies in internal control that we identify during our audit.

KPMG

KPMG


Paul Cenko
Partner

Adelaide

22 November 2023

Acknowledgements

The APY Executive Board would like to acknowledge the support of federal, state and local governments for their support and funding throughout 2021-22. APY also acknowledges the help and support from all staff within the departments that have worked diligently to support the APY Executive Board, General Manager, the Director of Administration, APY staff and APY programs.

SPECIAL ACKNOWLEDGEMENT

- Federal Minister for Indigenous Australians, Ken Wyatt
- South Australian Premier and Minister for Aboriginal Affairs and Reconciliation, Steven Marshall
- Federal Member for Grey, Rowan Ramsey
- State Member for Giles, Eddie Hughes
- Department of the Premier and Cabinet
- Department of Defence
- Local Government Association of South Australia
- Department for Energy and Mining
- Aboriginal Affairs and Reconciliation (Department of the Premier and Cabinet)
- Department of the Prime Minister and Cabinet
- Department of Primary Industries and Regions
- Department for Environment and Water
- Alinytjara Wilurara Landscape Board
- Department for Infrastructure and Transport
- National Indigenous Australians Agency
- Department for Education
- Regional Anangu Services
- Arts SA
- Central Land Council
- Anangu Communities Mutijulu Foundation
- Australian Government Department of Infrastructure, Transport, Regional Development, Communications and the Arts
- Rio Tinto
- Power Minerals
- Telstra
- Metals X
- Oz Minerals
- Geoscience Australia
- SA Country Fire Service

OUR PARTNERS

- Ruth Morley Legal Services
- RASAC
- Araluen Taxation Services
- Nganampa Health Council
- NPY Women's Council
- Mia Wiru, Outback store and Indulkana store
- Pastoral Agisters
- SA Housing Authority
- APY Trade Centre
- TAFE SA
- Ten Deserts, Desert Alliance
- SAPOL
- APY Community Councils
- Anangu Communities Foundation
- Uluru - Kata Tjuta Traditional Owners
- Central Land Council Community Development Program
- Australian Government Indigenous Languages and Arts Program
- University of Melbourne School of Culture and Communication
- South Australian Museum
- South Australian Department for Education Languages Team
- Owen Media Relations
- Candi Pearson Design

APY wishes to thank all stakeholders who are not mentioned here but have contributed to the success of the Anangu Pitjantjara Yankunytjatjara Lands during 2021-22.

